

## Connecting to and using college wi-fi

*This guide covers the following topics:*

- **How to connect your device to the college wi-fi**
- **Completing Sophos verification**

### Your device

You are able to bring your own device into college and use it, should you wish to, e.g., laptop, tablet, mobile phone. You can connect this device to the college wi-fi system

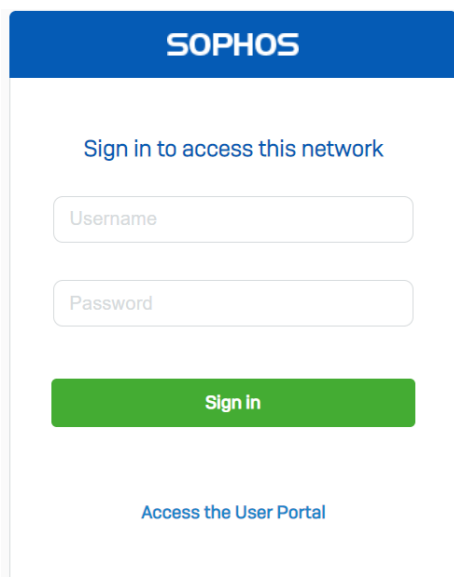
### Connecting to wi-fi

- On your device, got to settings and turn wi-fi on
- Select the **SSW** network
- The default password is **awcradar**

*Note: just because you are connected to wi-fi, you are not able to use it until you have validated yourself as a user using the Sophos user verification*

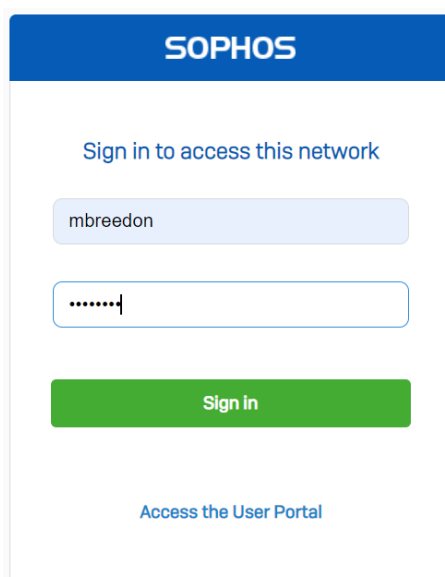
### Connecting to Sophos

When you connect to SSW, the Sophos user verification should automatically pop up in your browser



The screenshot shows the Sophos login interface. At the top is a blue header with the word "SOPHOS" in white. Below the header, the text "Sign in to access this network" is displayed. There are two input fields: "Username" and "Password". Below these fields is a green "Sign in" button. At the bottom of the page, there is a blue link that says "Access the User Portal".

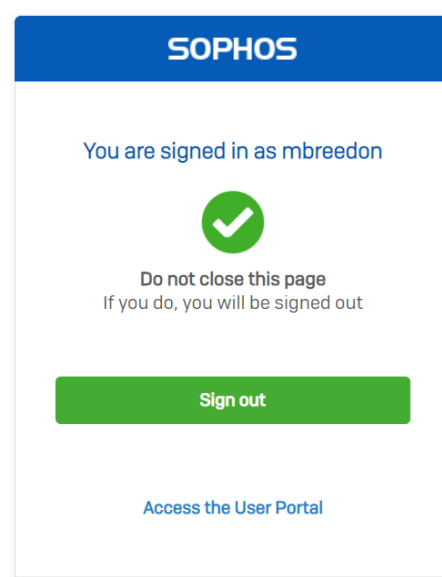
Sophos verification pop-up



The screenshot shows the Sophos login interface with the username and password fields filled in. The "Username" field contains "mbreedon" and the "Password" field contains ".....". The green "Sign in" button is still visible. The blue link "Access the User Portal" is at the bottom.

Enter your username e.g., j.bloggs and password.

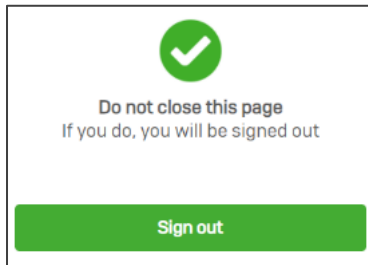
Click on 'Sign in'



The screenshot shows the Sophos login interface after successful authentication. The text "You are signed in as mbreedon" is displayed. A green checkmark icon is shown. Below the icon, the text "Do not close this page" and "If you do, you will be signed out" is displayed. A green "Sign out" button is visible. The blue link "Access the User Portal" is at the bottom.

You are now connected to the wi-fi and can use it fully

## Points to note



- If you close your browser down once connected, you will be signed out from the wi-fi. Please leave the page open
- If you are inactive on your device for more than 15 mins, you may also be signed out from the wi-fi
- If Sophos does NOT automatically pop up, please open your browser, and go to [www.cheese.com](http://www.cheese.com) (yes really!), which will automatically cause Sophos to pop up